

# Gripple 90° Eyelet End Fixing











Suitable for a variety of applications requiring bolting to brackets or fixtures.

## PRODUCT INFORMATION

- Designed for shot firing into concrete, steel and wood using gas or powder actuated tools
- Replaces beam and purlin clamps for steel beams
- For sizes No.1, No.2 and No.3. 5:1 Safety factor.
- Large version with 11.2mm hole available in No.3



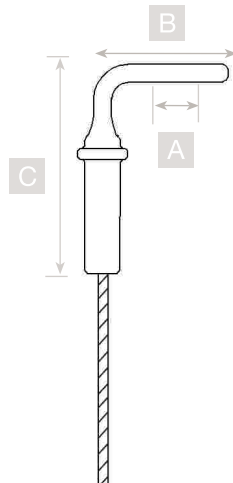
## SELECTING THE RIGHT PINS

SUBSTRATE	PRODUCT	No.1	No.2	No.3
Concrete	<b>SPIT TAPCON®</b>  Pan head 6.5 x 32mm with 14mm flange	✓	✓	✓
	<b>SPIT ATLAS CL35</b>  Spit atlas anchor (C25), ref. 056990	✓	✓	X
	<b>SPIT P370/P200/P60</b>  Powder pin C9-25, ref. 032520	✓	✓	X
	<b>SPIT PULSA 700E GAS</b>  CG6-25, ref. 046620	✓	Max 30kg	X
	<b>Hilti DX351-MX</b>  X-DNI27P8	✓	Max 40kg	X
Steel	<b>TEK SCREWS</b>  Self tapping screw range (1.5mm steel thickness)	✓	✓	✓
	<b>SPIT P370/P200/P60</b>  Pin CS9-15, ref. 032500	✓	✓	✓
	<b>SPIT PULSA 700E GAS</b>  SCG6-15, ref.011210	✓	✓	X
	<b>HILTI DX351-MX</b>  X-EDNI19P8 or X-EDNI22P8	✓	✓	✓
Wood	<b>SPIT TAPCON®</b>  Pan head 6.5 x 32mm with 14mm flange	pull tests recommended		

## 90° EYELET & 90° LARGE EYELET SPECIFICATION

The 90° Gripple eyelet is made from zinc plated steel.

Size	A mm	B mm	C mm
No.1	7.5	29	38
No.2	7.5	29	38
No.3	7.5	29	38
No.3 (large)	11.2	22.5	40



## Important Information

1. Construction materials and conditions vary on different sites. If it is suspected that the base material has insufficient strength to achieve a suitable fixing, contact Gripple Ltd. The responsibility for judgement of base material strength lies with the installer, and not with Gripple Ltd.
2. The information and recommendations given herein are believed to be correct at time of writing. The data has been obtained from tests done under laboratory, or other controlled conditions and it is the users responsibility to use the data given in light of conditions on site, taking account of the intended use of the products concerned.
3. Whilst Gripple Ltd can give general guidance and advice, the nature of Gripple products means that the ultimate responsibility for selecting the correct product for a particular application must lie with the customer.
4. All products must be used, handled and applied in accordance with current product instructions and manufacturers recommendations for use, published by Gripple Ltd.
5. Gripple's policy is one of continuous development and innovation. We therefore reserve the right to alter specifications, etc. without notice.